




It's simple to use, just like texting, but much more private.

Scan for our Discord link

<https://burrellintelligence.network/>

- Text, call, and video chat for **free**
- Share photos, voice notes, and files
- Know your conversations stay **private and secure**
- Use it on your phone and computer
- Signal is especially helpful if you want:
 - More privacy
 - Safer communication
 - Peace of mind when talking with family, friends, or your community



With Signal, you can:

- Most texting apps can see your messages or share your information.
- **Signal can't.** Only you and the person you're talking to can read or hear what's sent.

Signal helps you **send messages and make calls privately.**

Published Feb 2026 v1.0

Why install Signal?



This is what the Signal app icon looks like!

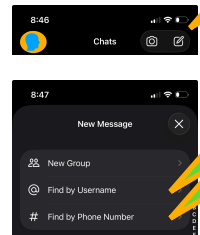
First, install on your phone (you must install on a phone to be able to set up on anything else)

Desktop instructions and more at this code:



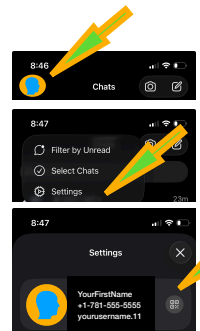
Add a friend!

- 1) Click the square in the top corner
- 2) Add the person by username or phone number



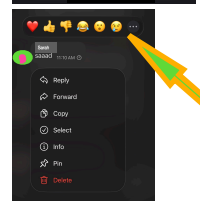
Find your username!

- 1) Click the icon with your profile picture
- 2) Click settings
- 3) Your info & username will be displayed on the screen
- 4) Tap the QR code for someone to scan to add you



How to emoji

- 1) Tap and hold the message
- 2) Select your emoji



Android

- 1) Confirm you have Android 6.0 or higher*
- 2) Download Signal from the Google Play store

Search the Google Play store for "Signal" or scan this:



- 3) Follow the registration steps on the screen

iPhone

- 1) Confirm you have iOS 15.0 or higher*
- 2) Download Signal from the Apple App store

Search the App store for "Signal" or scan this:



- 3) Follow the registration steps on the screen

*if you bought your phone less than five years ago, it can probably support Signal